

6.1100 Spring 2024 Miniquiz #7

Please submit your answers on Gradescope by April 25th, 2024, 11:59pm.

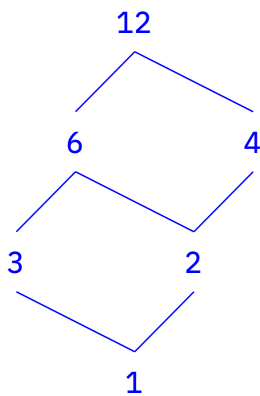
Name: 6.110 Staff

Email: 6.110-staff@mit.edu

1. Lattices

Let L be the lattice given by the set $\{1, 2, 3, 4, 6, 12\}$, and ordered by divisibility. In other words, we say $a \leq b$ as lattice elements if a divides b .

- a. Draw a **Hasse diagram** for this lattice.



- b. Is this lattice complete? (Circle one:) **Yes** / No

- c. What is the **top** element in this lattice? **12**

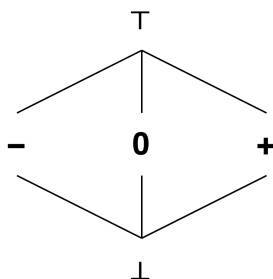
- d. What is the **bottom** element in this lattice? **1**

- e. Evaluate the following expressions in this lattice:

Expression	Value (fill in)	Expression	Value (fill in)
$4 \wedge 3 =$	1	$3 \vee (6 \wedge 4) =$	6
$4 \vee 3 =$	12	$3 \wedge (6 \vee 4) =$	3

2. Sign Analysis

This problem is about sign analysis using the following **base lattice**.



Suppose that the analysis tracks the signs of variables **x**, **y**, and **z**, so that the actual lattice used in the analysis contains elements of the form $[\mathbf{x} \rightarrow s_1, \mathbf{y} \rightarrow s_2, \mathbf{z} \rightarrow s_3]$, where s_1, s_2, s_3 are elements of the base lattice.

- a. The **transfer function** of a statement $\mathbf{x} = \mathbf{y} + \mathbf{z}$ using this lattice is given by

$$f([\mathbf{x} \rightarrow s_1, \mathbf{y} \rightarrow s_2, \mathbf{z} \rightarrow s_3]) = [\mathbf{x} \rightarrow s_2 \oplus s_3, \mathbf{y} \rightarrow s_2, \mathbf{z} \rightarrow s_3]$$

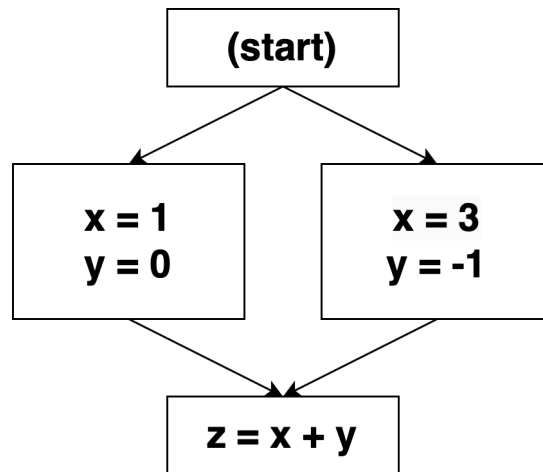
for some binary operation \oplus on the elements of the base lattice. Complete the following table that defines the operation \oplus .

\oplus	\perp	$-$	0	$+$	T
\perp	\perp	\perp	\perp	\perp	\perp
$-$	\perp	$-$	$-$	T	T
0	\perp	$-$	0	$+$	T
$+$	\perp	T	$+$	$+$	T
T	\perp	T	T	T	T

- b. Fill in the blanks below in the transfer function of a statement $\mathbf{y} = \mathbf{x}$.

$$f([\mathbf{x} \rightarrow s_1, \mathbf{y} \rightarrow s_2, \mathbf{z} \rightarrow s_3]) = [\mathbf{x} \rightarrow s_1, \mathbf{y} \rightarrow s_1, \mathbf{z} \rightarrow s_3]$$

Suppose we are performing sign analysis on the following CFG.



- c. According to our sign analysis, what is the lattice point associated to the program point *after* the node **z = x + y**? (Fill in the blanks below.)

[x → +, y → ⊤, z → ⊤]

- d. As a human, what is the most precise sign information that you can determine for the program point after the node **z = x + y**? (Fill in the blanks below.)

[x → +, y → ⊤, z → +]